



Final Project

Testing as an end user e- commerce page [Molo.com](https://molo.com)

Liisa Eesmaa

TesterRemoteEE13

19.04.2023

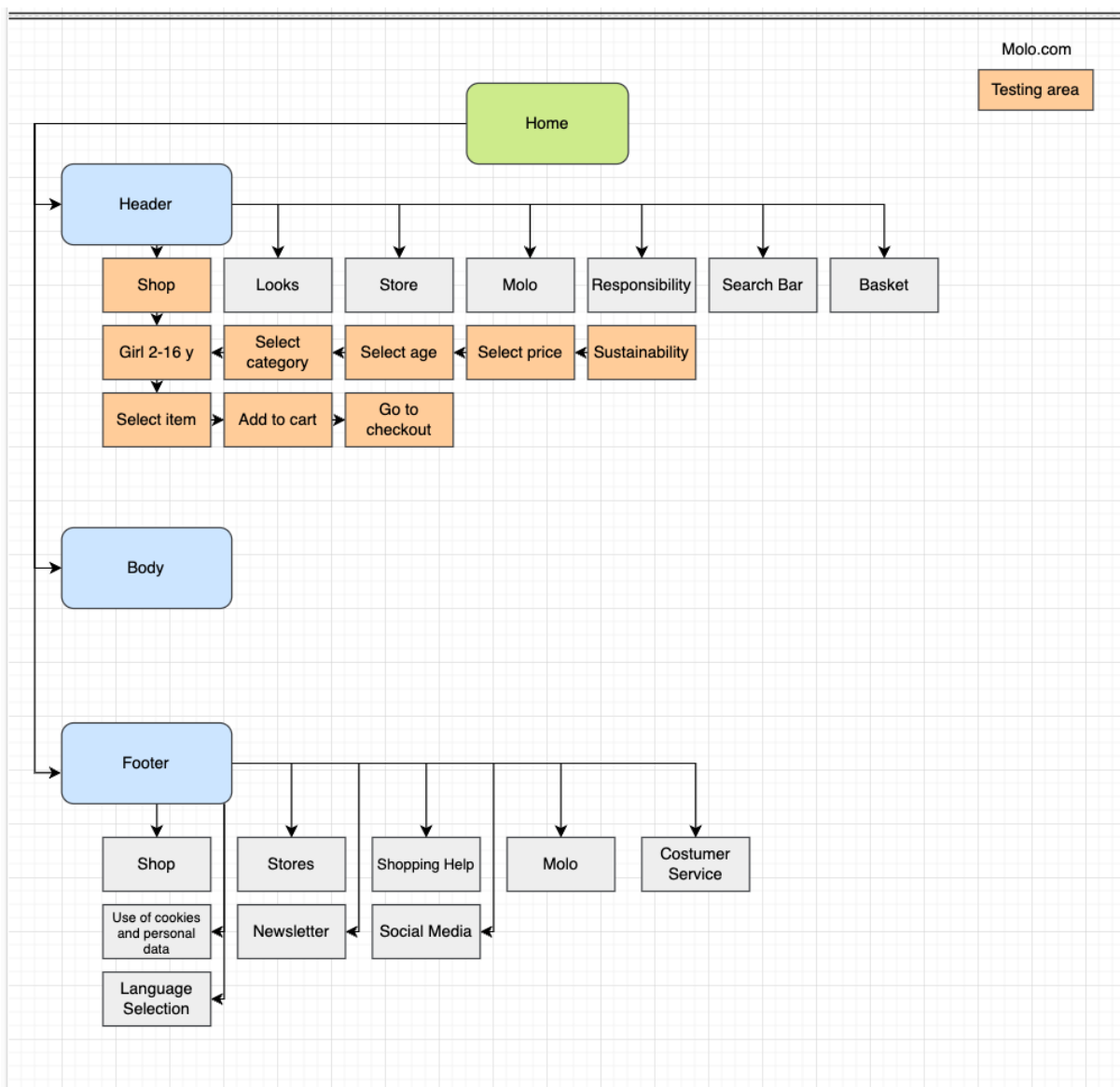
Table of contents

Document purpose.....	2
Testing section.....	2
Checklist.....	3
Test cases.....	4
Issues/bugs.....	8
Improvements.....	14
Test Design techniques.....	14
Summary.....	14

Document purpose

The aim is to test my learned software tester knowledge and skills with a website Molo.com. An e-commerce <https://www.molo.com/> is a shop for children's clothing and accessories. The purpose of testing is to see if the page is visually correct and attractive, and if it is convenient and logical to make a purchase. At the same time, help the site to improve if there are any inaccuracies or bugs.

Testing section



Checklist

Type	ID	Checkpoint	Yes/ No
Functionality Testing			
Validation Testing	FV1	Check HTML validation using: https://validator.w3.org/	
	FV2	Test Search textbox, does it opens and makes correct search	
	FV3	Test does Home page Dropdowns are working properly	
	FV4	Check if Use of cookies and personal data button opens correctly in any language	
	FV5	Check if the Newsletter button is functional	
	FV6	Check if the Social media buttons is functional	
	FV7	Test if Language buttons is functional	
	FV8	Test if button Read Molo's story here is funcional	
	FV9	Test if radio options in Payment Method pages are funcional	
	FV10	Check if button Place Order and Pay is funcional	
	FV11	Check if all Banners are showing	
	FV12	Check if all Carousels are moving correctly	
	FV13	Check if button Size is functional	
	FV14	Check if the Add to Cart button is functional	
	FV15	Check if the Find a Store button is functional	
	FV16	Check if button Read more is functional	
	FV17	Test if popups will open correctly	
Links/URL Testing	FL1	Check if column Shop links lead to the right page	
	FL2	Check if column Stores links lead to the right page	
	FL3	Check if column Shopping Help links lead to the right page	
	FL4	Check if column Molo links lead to the right page	
	FL5	Check if column Customers Service links lead to the right page	
	FL6	Check if link Email us opens pre-filled e-mail form	
	FL7	Check if link I accept Terms and Conditions in checkout page opens correctly	
	FL8	Test links that appear when clicking Find in a Store button	
Web Forms Testing	FW1	Check if Subscribe textboxes is fillable	
	FW2	Check if Billing & Shipping information textboxes is fillable	
Usability Testing	U1	Test Site Load-time using: https://pagespeed.web.dev/	
	U2	Check if clicking Company Logo redirects user to Home page	
	U3	Check if Site font size and spacing between lines are easy to read	
	U4	Check how carefully is used Flash & Add-ons in website	
	U5	Check if any internal link is broken does website show 404 error page or Not Found page.	
	U6	Check is the Site Search button simple and easy to access	
	U7	Check if Company and Contact Information are clearly mentioned	
Compatibility Testing	C1	Check if the page will load in the browser: Google Chrome, Firefox, Safari, Microsoft Edge	
	C2	Check if the page opens in Operating systems: Microsoft Windows, macOS	
	C3	Check if the page working in different network environments: LAN, WAN, PAN	
	C4	Check if the page working in different devices using Chrome DevTools	

Test cases


To write down test cases I used the Jira Software app Zephyr Scale

The screenshot shows the Zephyr Scale interface. At the top, there's a header with the SMARTBEAR logo and 'Zephyr Scale' text, and a 'Configuration' button. Below the header, there are tabs for 'Test Cases', 'Test Cycles', 'Test Plans', and 'Reports'. The 'Test Cases' tab is active. On the left, there's a sidebar with a '+ New Folder' button, a search bar, and a list of 'All test cases (5)'. The main area shows a table of test cases with columns for checkboxes, IDs (e.g., MC-T1), versions (e.g., 1.0), names (e.g., 'Check HTML validation'), and status (e.g., DRAFT). There are also buttons for '+ New Test Case', 'Archive', 'Clone', and 'More'.

1.

The screenshot shows the details of a test case named 'Check HTML validation'. The page has a header with the Molo.com logo, navigation links, and buttons for 'Back', 'Save', 'New Version', and '1.0'. Below the header, there are tabs for 'Details', 'Test Script', 'Execution', 'Traceability', 'Attachments', 'Comments', and 'History'. The 'Details' tab is active. The main content area shows fields for 'Name', 'Objective', and 'Precondition'. Below these, there's a 'Details' section with a table showing 'Status' (Draft), 'Priority' (Normal), 'Component' (None), 'Owner' (Liisa Eesmaa), and 'Estimated Time' (hh:mm). There's also a 'Folder' field showing '/Functionality Testing/Validation Testing' and a 'Labels' section with a 'Click to add labels' button.

The screenshot shows the test script for the 'Check HTML validation' test case. The page has a header with the Molo.com logo, navigation links, and buttons for 'Back', 'Save', 'New Version', and '1.0'. Below the header, there are tabs for 'Details', 'Test Script', 'Execution', 'Traceability', 'Attachments', 'Comments', and 'History'. The 'Test Script' tab is active. The main content area shows a 'Type: Step-by-Step' dropdown and a 'Steps' section. The 'Steps' section contains a table with three steps, each with a 'STEP' number, 'STEP' description, 'TEST DATA', and 'EXPECTED RESULT'. The steps are: 1. Navigate webpage url https://validator.w3.org/, 2. Add to the address textbox: https://www.molo.com/, and 3. Click Check button.


Molo.com / Test Cases / MC-T1 (1.0)

Check HTML validation

[Back](#)
[Save](#)
[New Version](#)
1.0 ...

[Details](#)
[Test Script](#)
[Execution](#)
[Traceability](#)
[Attachments](#)
[Comments](#)
[History](#)

Issues

No issues


Web Links

Coverage

[HTML validator](#)

[Website what we are testing](#)

2.


Molo.com / Test Cases / MC-T4 (1.0)

Check if column Shop links lead to the right page

[Back](#)
[Save](#)
[New Version](#)
1.0 ...

[Details](#)
[Test Script](#)
[Execution](#)
[Traceability](#)
[Attachments](#)
[Comments](#)
[History](#)

Name

Check if column Shop links lead to the right page

Objective


Home page Footer

Precondition

User is on the Home page Footer/ column Shop

Details

Status	Priority	Component	Owner	Estimated Time
Draft	Normal	None	Liisa Eesmaa	hh:mm
Folder	/Functionality Testing/Links & URL Testing			
Labels	Click to add labels			


Molo.com / Test Cases / MC-T4 (1.0)

Check if column Shop links lead to the right page

[Back](#)
[Save](#)
[New Version](#)
1.0 ...

[Details](#)
[Test Script](#)
[Execution](#)
[Traceability](#)
[Attachments](#)
[Comments](#)
[History](#)

Type: Step-by-Step

Steps

1	STEP	TEST DATA	EXPECTED RESULT
	User is on the Home page and scrolls down Footer	Click to type the test data	The user can see the columns in the Footer
2	STEP	TEST DATA	EXPECTED RESULT
	User clicks on the link Outwear below the column Shop	Click to type the test data	Opens a new page with the selected category
3	STEP	TEST DATA	EXPECTED RESULT
	User presses the Back button	Click to type the test data	User should be back on the original Home page.
4	STEP	TEST DATA	EXPECTED RESULT
	User repeats the same operation with links in all columns.	Click to type the test data	All the links should open a new correct page and after pressing the Back butt return to the Home page

Hint: when editing the last step, press **tab** to add a new one.

3.

Molo.com / Test Cases / MC-T5 (1.0)

Check if Subscribe text boxes is fillable

Back Save New Version 1.0 ...

Details Test Script Execution Traceability Attachments Comments History

~ Name*

Check if Subscribe text boxes is fillable

~ Objective

Homepage footer "Newsletter" link SIGN UP

~ Precondition

Click to type the precondition

~ Details

Status

Draft ▾

Priority

Normal ▾

Component

None ▾

Owner

Liisa Eesmaa ▾

Estimated Time ⓘ

hh:mm

Folder

None ▾

Labels

Click to add labels

4.

Molo.com / Test Cases / MC-T3 (1.0)

Test does Home page Dropdowns are working properly

Back Save New Version 1.0 ...

Details Test Script Execution Traceability Attachments Comments History

~ Name*

Test does Home page Dropdowns are working properly

~ Objective

Home page

~ Precondition

User is on the Home page

~ Details

Status

Draft ▾

Priority

Normal ▾

Component

None ▾

Owner

Liisa Eesmaa ▾

Estimated Time ⓘ

hh:mm

Folder

/Functionality Testing/Validation Testing ▾

Labels

Click to add labels

Molo.com / Test Cases / MC-T3 (1.0)

Test does Home page Dropdowns are working properly

Back
Save
New Version
1.0 ...

Details
Test Script
Execution
Traceability
Attachments
Comments
History

Type: Step-by-Step

Steps

STEP	TEST DATA	EXPECTED RESULT
1	User is on the Home page and and hovers over the buttons: Shop, Store, Molo, Responsibility and Basket icon.	Click to type the test data

Add step
Call to test
Clone
Attach files

All these buttons should dropdown.

Hint: when editing the last step, press **tab** to add a new one.

5.

Molo.com / Test Cases / MC-T2 (1.0)

Test Search textbox, does it opens and makes correct search

Back
Save
New Version
1.0 ...

Details
Test Script
Execution
Traceability
Attachments
Comments
History

Name
Test Search textbox, does it opens and makes correct search

Objective
Search text box

Precondition
User is on the Home page

Details

Status	Priority	Component	Owner	Estimated Time
Draft	Normal	None	Liisa Eesmaa	hh:mm
Folder	/Functionality Testing/Web Forms Testing			
Labels	Click to add labels			

Molo.com / Test Cases / MC-T2 (1.0)

Test Search textbox, does it opens and makes correct search

Back
Save
New Version
1.0 ...

Details
Test Script
Execution
Traceability
Attachments
Comments
History

Type: Step-by-Step

Steps

STEP	TEST DATA	EXPECTED RESULT
1	User clicks on search button	Click to type the test data
2	User writes to the search text box item name what she/ he wants to find and presses enter on the keyboard	Click to type the test data

Add step
Call to test
Clone
Attach files
Delete

Search button dropdown should open and stay open

Opens a new pager where are the items what user was looking for

Hint: when editing the last step, press **tab** to add a new one.

Bugs
















To record bugs I used the Jira Software


Projects / Molo.com

Issues

Share Export issues Go to advanced search LIST VIEW DETAIL VIEW ...

Search issues Project: Molo.com Type Status Assignee More + Save filter BASIC JQL

Type	Key	Summary	Assignee	Reporter	P	
	MOLO-5	On the page Responsibility--> Recycled, there is a YouTube video that is not possible to view.	 Unassigned	 Liisa Eesmaa	=	TO DO
	MOLO-4	Would like to find the nearest physical shop in Dominican Republic. Writing is incorrect and the map is leading to France.	 Unassigned	 Liisa Eesmaa	=	TO DO
	MOLO-3	Would like to find the shop nearest to me choosing country Finland. Map on the page suggests, that the three shops in Oman are also part of Finland.	 Unassigned	 Liisa Eesmaa	=	TO DO
	MOLO-2	Cookie/ e- market information button at the Footer of the homepage lead to information only available in Danish	 Unassigned	 Liisa Eesmaa	=	TO DO
	MOLO-1	Button "Read more" in the item page can't change back "Read less"	 Unassigned	 Liisa Eesmaa	=	TO DO

 Give feedback

1-5 of 5

< 1 >

Button "Read more" in the item page can't change back "Read less"

Attach Create subtask Link issue

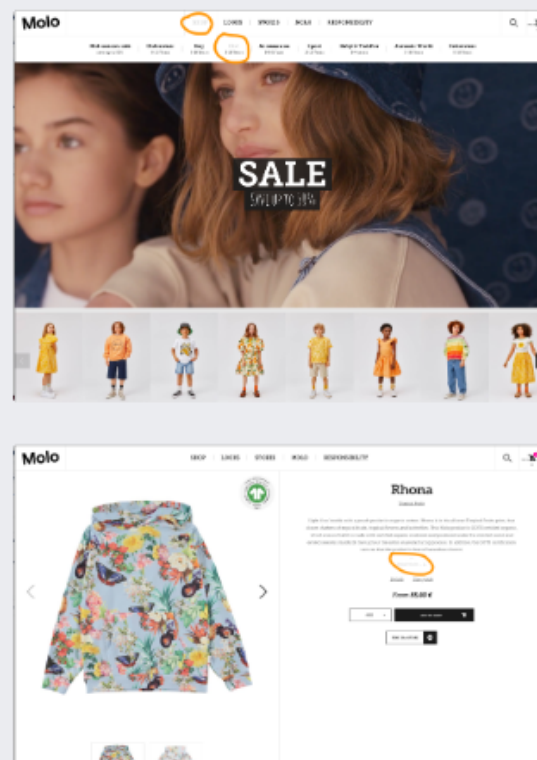
Description

Steps to reproduce:

1. Go to ★ MOLO | Organic & colourful clothing for children
2. Hover on the button Shop and click Girls or whatever category you prefer
3. Choose a product you like, click on it
4. Opens product description
5. Click the button Read more

Expected result: a longer description of the product opens and I can change it back to a shorter description if I no longer need to read it.

Actual result: Select one of the products and the product page opens. The product is presented with a descriptive text. Clicking on the "Read more" button will also open a text to read more. However, it is not possible to select the "Read less" button because there is no such button.



Cookie/ e- market information button at the Footer of the homepage lead to information only available in Danish

Attach Create subtask Link issue

Description

Steps to reproduce:

1. Go to [MOLO | Organic & colourful clothing for children](#)
2. Click the left button on the Footer: E- market

Expected result: Opens information about cookies/ data collection and information about e-market certificate and I can choose a language I understand, for example English.

Actual result: page is not in English and no other language can be selected.



Environment

OS Ventura 13.2.1

Browser: Google Chrome Version 112.0.5615.49 (Official Build) (arm64)

Would like to find the shop nearest to me choosing country Finland. Map on the page suggests, that the three shops in Oman are also part of Finland.

Attach Create subtask Link issue

Description

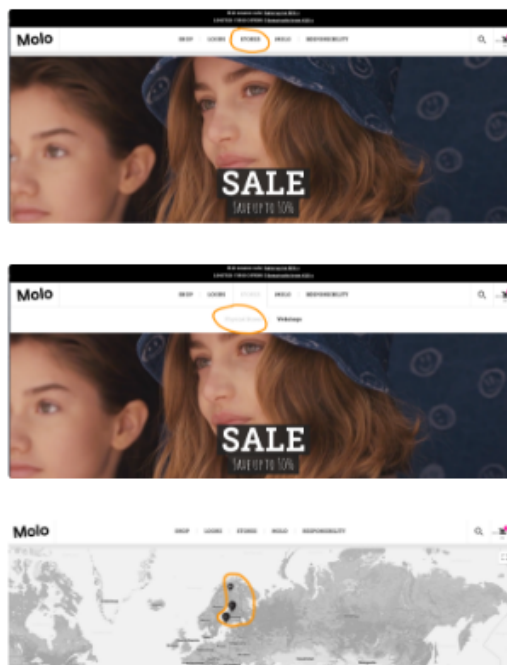
Normal text B I ... A ...

Steps to reproduce:

1. Go to [★ MOLO | Organic & colourful clothing for children](#)
2. Hover on the button Stores
3. Click on the button Physical Stores
4. Click button Select Country
5. Selects Finland

Expected result: Finds the country of Finland and all the shops that are there

Actual result: Choosing Finland, the map on the page suggests, that the three shops in Oman are also part of Finland.



Would like to find the nearest physical shop in Dominican Republic. Writing is incorrect and the map is leading to France.

Attach Create subtask Link issue

Description

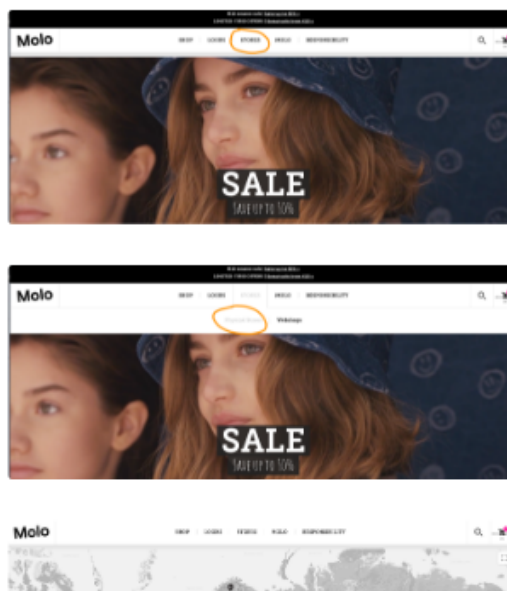
Normal text B I A

Steps to reproduce:

1. Go to [★ MOLO | Organic & colourful clothing for children](#)
2. Hover on the button Stores
3. Click on the button Physical Stores
4. Click button Select Country
5. Find Dominican Republic

Expected result: Finds the Republic of the Dominican Republic and its shops.

Actual result: The drop-down list opens, after the Denmark country should be Dominican Republic but the writing is incorrect and the map is leading to France. Clicking on the "All Cities" button will bring up the city of Punta Cana, which leads to the Dominican Republic on the map.



On the page Responsibility--> Recycled, there is a YouTube video that is not possible to view.

Attach Create subtask Link issue

Description

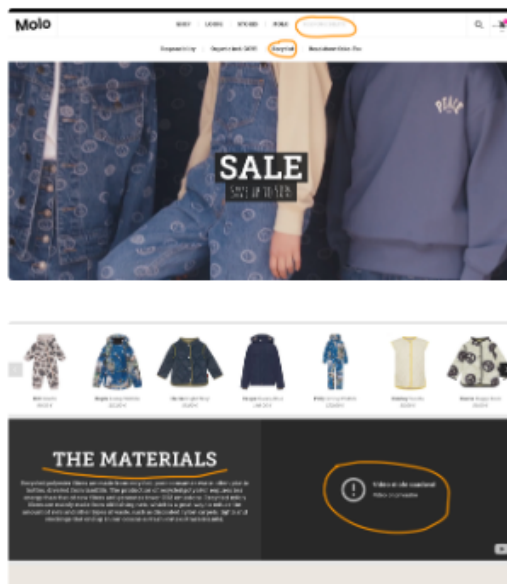
Normal text B I ... A ...

Steps to reproduce:

1. Go to [★ MOLO | Organic & colourful clothing for children](#)
2. Hover on the button Responsibility
3. Click on the button Recycled
4. Scroll down to section The Materials
5. Click on the video to start watching it

Expected result: I can watch a video

Actual result: The page Recycled, there is a YouTube video that should explain the use of recycled materials in the clothes sold in shops. It is not possible to view the video as it is marked as private.



Improvements

The website [Molo.com](https://molo.com) looks nice and is user-friendly.

Some of the bugs become apparent when you start trying out some of the add-ons that are not so directly related to shopping on the site. For example, where is the nearest real shop to me, or additional pages introducing the company, which should have videos and different language options. These bugs should still be checked and corrected, so that the website is more correct and there will be less unnecessary problems.

Test Design techniques

Was used test case testing technique and user experience based testing.

Summary

The whole website [Molo.com](https://molo.com) is very nice. As a customer, it is easy for me to understand where to buy the product. It's clear to select the product, add to cart and checkout.

Overall, the online shop left a very good and user-friendly impression.

I got to practice the tester skills I had learned. Test my alertness and concentration. I enjoyed the work, I felt useful and I felt I could help. I would like to develop my skills in presenting information correctly, which will help to improve websites, applications, etc.

I will definitely continue to develop myself in the IT field as my interest grew even more.